



ChangeMan[®] ZDD

COM Programming Interface Guide

© Copyright 2001-2021 Micro Focus or one of its affiliates.

The only warranties for products and services of Micro Focus and its affiliates and licensors ("Micro Focus") are set forth in the express warranty statements accompanying such products and services. Nothing herein should be construed as constituting an additional warranty. Micro Focus shall not be liable for technical or editorial errors or omissions contained herein. The information contained herein is subject to change without notice.

Contains Confidential Information. Except as specifically indicated otherwise, a valid license is required for possession, use or copying. Consistent with FAR 12.211 and 12.212, Commercial Computer Software, Computer Software Documentation, and Technical Data for Commercial Items are licensed to the U.S. Government under vendor's standard commercial license.

Product version: 8.2 Patch 5

Publication date: March 2021

Table of Contents

	Welcome to ChangeMan ZDD	7
	Guide to ChangeMan ZDD Documentation.	8
	Documentation Suite	8
	Related Documents	9
	Using the Manuals.	9
	Accessing Online Help	10
	Viewing Help Topics.	10
	Viewing Context-Sensitive Help.	10
	Accessing Help for the ChangeMan Utilities.	10
<i>Chapter 1</i>	Introduction	13
	What is ChangeMan ZDD?.	13
	What is Automation?	13
	Security	14
	Compatibility.	15
	PC Requirements.	15
	Mainframe Server Requirements	15
	Changes	16
<i>Chapter 2</i>	Using the Programming Interface	17
	Naming Conventions	17
	Connecting to ChangeMan ZDD	17
	Object Model.	18
	Collections	22
	ZosChangeManInstance	23
	ZosChangeManInstance Properties	23
	ZosChangeManInstance Methods	23
	ZosChangeManInstances	24
	ZosChangeManInstances Properties.	24
	ZosChangeManInstances Methods.	24
	ZosDataSetFolder	25
	ZosDataSetFolder Properties.	25
	ZosDataSetFolders.	26
	ZosDataSetFolders Properties.	26
	ZosDataSetFolders Methods	26
	ZosDataSetProfile	27
	ZosDataSetProfile Properties	27
	ZosDataSetProfiles.	28
	ZosDataSetProfiles Properties.	28
	ZosDataSetProfiles Methods	28
	ZosFileExtensionMapping	29
	ZosFileExtensionMapping Properties	29

ZosFileExtensionMappings	30
ZosFileExtensionMappings Properties	30
ZosFileExtensionMappings Methods	30
ZosFileFormatMapping	31
ZosFileFormatMapping Properties	31
ZosFileFormatMappings	32
ZosFileFormatMappings Properties	32
ZosFileFormatMappings Methods	32
ZosJobFolder	33
ZosJobFolder Properties	33
ZosJobFolders	34
ZosJobFolders Properties	34
ZosJobFolders Methods	34
ZosLibypeMapping	35
ZosLibypeMapping Properties	35
ZosLibypeMappings	36
ZosLibypeMappings Properties	36
ZosLibypeMappings Methods	36
ZosNameFilters	37
ZosNameFilters Properties	37
ZosNameFilters Methods	37
ZosNetwork	38
ZosNetwork Properties	38
ZosNetwork Methods	40
ZosPrefixMapping	41
ZosPrefixMapping Properties	41
ZosPrefixMappings	42
ZosPrefixMappings Properties	42
ZosPrefixMappings Methods	42
ZosServer	43
ZosServer Properties	43
ZosServer Methods	44
ZoServers	46
ZoServers Properties	46
ZoServers Methods	46
.	48
Chapter 3 Examples	49
Overview	49
Logging on to a Server	50
In VBScript	50
In JScript	51
Submitting JCL to a Server	52
In VBScript	53
In JScript	54
Configuring ChangeMan ZDD for a New User	55
In VBScript	56
In JScript	60

Using Windows Task Scheduler	65
Index.	67

Welcome to ChangeMan ZDD

ChangeMan ZDD is a network file system that operates on a PC networked with a z/OS® operating system. From your PC, you can access data sets, job output, and ChangeMan® ZMF components that reside on a z/OS server.

See the Readme file for the latest updates and corrections for this manual. The Readme file is available through the Micro Focus SupportLine website at <https://supportline.microfocus.com/productdoc.aspx>.

Before You Begin The COM programming interface documented in this manual is still supported in ChangeMan ZDD 8.2 Patch 4; however, a new .NET programming interface was introduced with the 6.1 release. It is recommended that you use the .NET programming interface for new programs and scripts, for the following reasons:

- The .NET interface contains more functionality than the COM interface.
- The .NET framework provides a more powerful programming environment.

Refer to the new *ChangeMan ZDD .NET Programming Interface Guide* for information on how to use the .NET interface.

Audience and scope This manual is intended for System Administrators or any other users who want to perform ChangeMan ZDD operations from their own programs and scripts that support COM (Component Object Model) objects.

By accessing the functionality of ChangeMan ZDD, you can simplify some common tasks, such as:

- Automating configuration tasks for setting up ChangeMan ZDD on multiple desktops.
- Logging on to a z/OS server from your program or script.
- Submitting JCL to a z/OS server from your program or script.

Changes to this manual Substantive changes to this manual in this release are marked with change bars in the left margin.

Manual Organization This manual is organized as follows:

This chapter...	Contains this information...
1	Overview of ChangeMan ZDD and the Automation interface.
2	Description of the ChangeMan ZDD object model and how to use the Automation interface to access ChangeMan ZDD functions.
3	Examples of how to use ChangeMan ZDD functions from VBScript and JScript®.
Index	Index of ChangeMan ZDD subjects.

Guide to ChangeMan ZDD Documentation

The following sections provide basic information about ChangeMan ZDD documentation. These manuals are available through the Micro Focus SupportLine website at <https://supportline.microfocus.com/productdoc.aspx>.

Documentation Suite

The ChangeMan ZDD documentation set includes the following manuals in PDF format.

Manual	Description
ChangeMan ZDD User's Guide	Explains how to: <ul style="list-style-type: none">■ Install and configure the client components on your PC■ Access and perform operations on mainframe data from your desktop
ChangeMan ZDD .NET Programming Interface Guide	Describes how to use the .NET programming interface to access ChangeMan ZDD functionality from your own programs and scripts.
ChangeMan ZDD COM Programming Interface Guide	Describes how to access ChangeMan ZDD functionality, using COM Automation, from your own programs and scripts.
ChangeMan ZDD Tools Guide	Describes the following tools that you can use to assist in your development: <ul style="list-style-type: none">■ ChangeMan Edit■ ChangeMan Diff These tools use the Template Manager to control how your code is displayed.
ChangeMan ZDD Server Installation Guide	Instructions for installing the server components of ChangeMan ZDD on the mainframe.
ChangeMan ZDD Edit Reference Card	Provides a summary of keyboard shortcuts that you can use with ZDD editing facilities.
SER10TY User's Guide	Instructions for applying licenses to enable ChangeMan ZDD servers on the mainframe.

Related Documents

The following documents provide additional information that may be useful to ChangeMan ZDD users.

Manual	Description
ChangeMan ZMF User's Guide	Provides instructions for using functions and facilities of ChangeMan ZMF to manage changes to application software. Many of these functions are available through ChangeMan ZDD.
ChangeMan ZMF Messages Guide	Provides explanations for informational, warning, and error messages for ChangeMan ZMF. These messages may be displayed when accessing ChangeMan ZMF through ChangeMan ZDD.
ChangeMan ZMF: XML Services User's Guide	Describes how to use XML Services, an XML programming interface to ChangeMan ZMF.

Using the Manuals

The ChangeMan ZDD manuals use the Adobe Portable Document Format (PDF). To view PDF files, use Adobe® Reader®, which is freely available from www.adobe.com.



TIP

Be sure to download the *full version* of Reader. The more basic version does not include the search feature.

This section highlights some of the main Reader features. For more detailed information, see the Adobe Reader online help system.

The PDF manuals include the following features:

- **Bookmarks.** All of the manuals contain predefined bookmarks that make it easy for you to quickly jump to a specific topic. By default, the bookmarks appear to the left of each online manual.
- **Links.** Cross-reference links within a manual enable you to jump to other sections within the manual and to other manuals with a single mouse click. These links appear in blue.
- **Printing.** While viewing a manual, you can print the current page, a range of pages, or the entire manual.
- **Advanced search.** Starting with version 6, Adobe Reader includes an advanced search feature that enables you to search across multiple PDF files in a specified directory. (This is in addition to using any search index created by Adobe Catalog—see step 3 below.)

To search within multiple PDF documents at once, perform the following steps (requires Adobe Reader version 6 or higher):

- 1 In Adobe Reader, select Edit | Search (or press CTRL+F).

- 2 In the text box, enter the word or phrase for which you want to search.
- 3 Select the **All PDF Documents in** option, and browse to select the folder in which you want to search.
- 4 Optionally, select one or more of the additional search options, such as **Whole words only** and **Case-Sensitive**.
- 5 Click the **Search** button.



NOTE Optionally, you can click the **Use Advanced Search Options** link near the lower right corner of the application window to enable additional, more powerful search options. (If this link says **Use Basic Search Options** instead, the advanced options are already enabled.) For details, see Adobe Reader's online help.

Accessing Online Help

The online help is the primary source of information about ChangeMan ZDD. The online help includes:

- Overviews of key elements within the application
- Detailed procedures for completing tasks
- Context-sensitive descriptions of fields and buttons


Viewing Help Topics

You can view Help topics by clicking the Help button in the dialog box in which you are working. From there, you can do the following:

To	Do This
View a list of topics in the Contents	Click Contents .
Locate a topic in the Index	Click Index .
Locate an overview or procedure by searching on a word or words	Click Search .

Viewing Context-Sensitive Help

To view field-level help for an item in a dialog box:

- Click  and then click the field or button for which you want a description.
or
- Position the cursor in the field and press F1.

Accessing Help for the ChangeMan Utilities

When you are using the ChangeMan Edit and ChangeMan Diff utilities, you can open the online Help by:

- Pressing F1 from anywhere in the screen.
- Holding the left or right mouse button down on a toolbar icon or menu command and pressing F1.

Chapter 1

Introduction

What is ChangeMan ZDD?

ChangeMan ZDD is a software infrastructure technology that simulates a network file system. It provides seamless access to data sets, jobs, and ChangeMan ZMF® components on a z/OS® system, from a Windows® platform. No special execution environment or programming interface is required. Data sets, job output, and ChangeMan ZMF components are accessed as though they were local files on your PC or files on a Windows network.

For a more detailed introduction to ChangeMan ZDD, see the *Serena® ChangeMan® ZDD User's Guide*.

What is Automation?

Automation is a technology that allows you to access the functionality of an application, such as ChangeMan ZDD, and use it in your own programs or scripts. Automation is based upon the *Component Object Model (COM)*. COM is a standard software architecture that separates code into self-contained objects or components.

Using Automation, ChangeMan ZDD exposes its functionality as a set of programmable *objects*. Each object can be programmatically examined and controlled. Examples of ChangeMan ZDD objects are: *network*, *servers*, and *folders*.

Each object exposes a set of *properties* and *methods*. A *property* is an attribute of an object that can be set or retrieved. A *method* is a function that performs some action on an object. For a server object, examples of properties are *server name* or *IP address*; examples of methods are *logon* or *logoff*.

A special type of object is a *collection* object, which contains a set of other objects. A *servers* object is a collection of *server* objects, and a *folders* object is a collection of *folder* objects.

The ChangeMan ZDD Automation interface allows ChangeMan ZDD operations to be performed from Visual Basic®, C++, VBScript, JScript®, or any other language that supports COM objects. Following are some typical operations you can perform from a program or script:

- Configure ChangeMan ZDD for a new user (see ["Configuring ChangeMan ZDD for a New User" on page 55](#)).
- Submit JCL to a server (see ["Submitting JCL to a Server" on page 52](#)).
- Log on to a server (see ["Logging on to a Server" on page 50](#)).

In this document, examples are shown in both VBScript and JScript. Other languages may be used as well, but examples are not given.

Security

ChangeMan ZDD is compatible with RACF®, CA-ACF2®, and CA-Top Secret®.

Access to mainframe objects and functions is granted through your mainframe security system. You are required to provide your user ID and password in ChangeMan ZDD to connect to the mainframe.

The operation of ChangeMan ZDD does not affect the existing operation of either mainframe-based applications or PC network operations.

Compatibility

PC Requirements

- Windows® operating system (refer to the Readme for the supported versions)
- 10 megabytes (MB) of available disk space
- CD-ROM drive or access to a CD-ROM over a network
- VGA or higher-resolution display adapter
- Microsoft® Mouse or compatible pointing device

Mainframe Server Requirements

- ChangeMan ZDD server installed on the mainframe LPARs to be accessed by ChangeMan ZDD on your PC.
- IBM® z/OS® operating system (any version supported by IBM).
- TCP/IP must be installed and running.

ChangeMan ZMF Requirements

One of the following releases are required for accessing ChangeMan ZMF functionality from your program or script:

- ChangeMan ZMF 8.1 - any release
- ChangeMan ZMF 7.1 - any release
- ChangeMan ZMF 6.1 - any release

NOTE When using ChangeMan ZDD with earlier releases of ChangeMan ZMF, only the functionality supported within that ChangeMan ZMF release will be available.

Changes

A number of class names in ZDD's COM programming interface have been renamed so that they are now consistent with the .NET programming interface. This has been a source of confusion in the past.

These class names are primarily used to describe the ZDD COM interface in the documentation.

This has no impact on customer scripts or Visual Basic because these names are not used in scripting languages. The names would only need to be changed if you write a C++ program to invoke the COM interface.

The following class names have been renamed:

- ZosChangeManFolder --> ZosChangeManInstance
- ZosChangeManFolders --> ZosChangeManInstance
- ZosFileExtension --> ZosFileExtensionMapping
- ZosFileExtensions --> ZosFileExtensionMappings
- ZosDataType --> ZosFileFormatMapping
- ZosDataTypes --> ZosFileFormatMappings
- ZosFilters --> ZosNameFilters
- ZosLibType --> ZosLibypeMapping
- ZosLibTypes --> ZosLibTypeMappings
- ZosPrefix --> ZosPrefixMapping
- ZosPrefixes --> ZosPrefixMappings

In the event that someone is actually using C++ to invoke the COM interface, then they can either change the names above, or simply add the following definitions to the program:

```
#define ZosChangeManFolder ZosChangeManInstance
#define ZosChangeManFolders ZosChangeManInstance
#define ZosFileExtension ZosFileExtensionMapping
#define ZosFileExtensions ZosFileExtensionMappings
#define ZosDataType ZosFileFormatMapping
#define ZosDataTypes ZosFileFormatMappings
#define ZosFilters ZosNameFilters
#define ZosLibType ZosLibypeMapping
#define ZosLibTypes ZosLibTypeMappings
#define ZosPrefix ZosPrefixMapping
#define ZosPrefixes ZosPrefixMappings
```


Chapter 2

Using the Programming Interface

This chapter describes the ChangeMan ZDD object model and how to access ChangeMan ZDD functionality, using the Automation interface, from your own programs and scripts. Examples are shown in both VBScript and JScript.

See "[What is Automation?](#)" on page 13 for more information.

Naming Conventions

The examples in this document use variable name prefixes to indicate the type of variable, as follows:

Prefix	Variable
obj	Object
str	String
var	Variant
n	Integer
b	Boolean

Connecting to ChangeMan ZDD

Connecting to ChangeMan ZDD is similar to connecting to any COM or ActiveX object:

For . . .	You would use . . .
Visual Basic or VBScript	CreateObject
JScript	new ActiveXObject
Visual C++	CoCreateInstance

For examples of connecting to ChangeMan ZDD, see "[ZosNetwork](#)" on page 38.

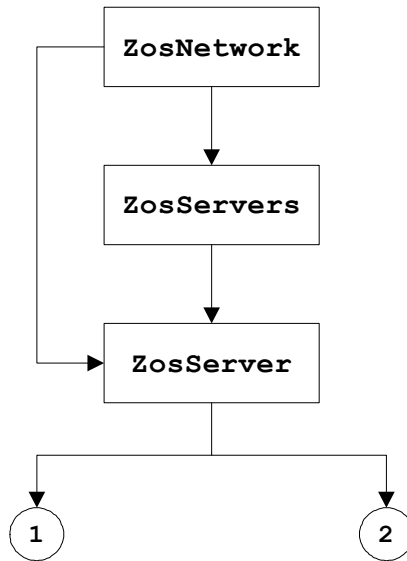
Object Model

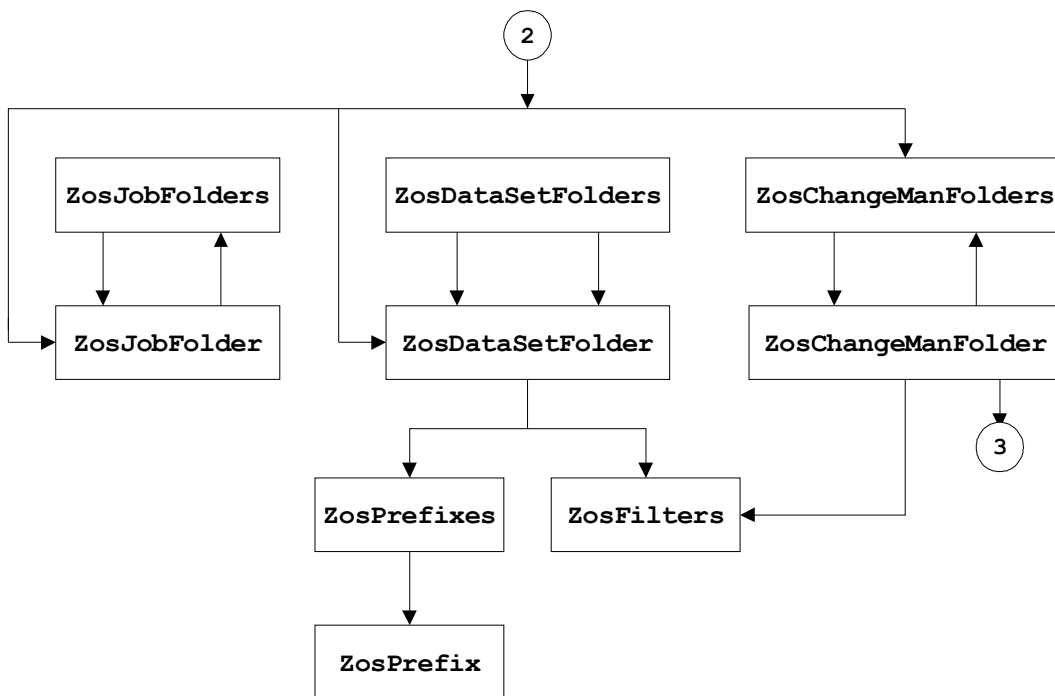
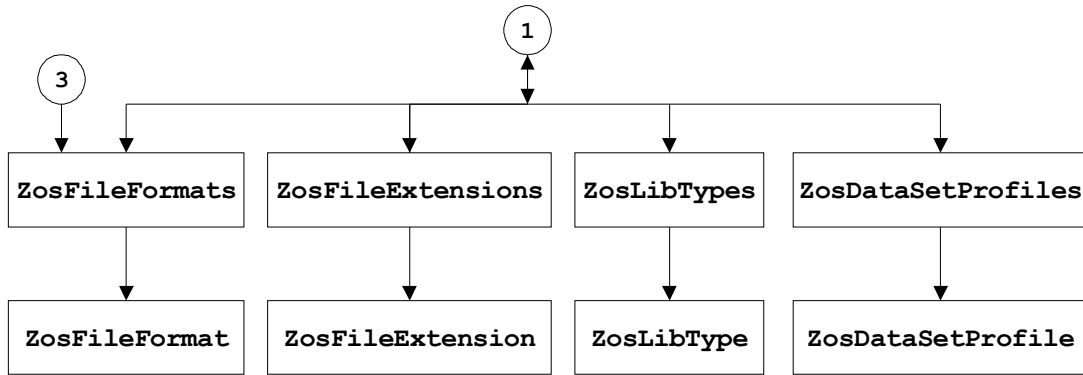
The following table summarizes the types of objects available in the ChangeMan ZDD object model:

Object	Description
ZosChangeManInstance	A ChangeMan ZMF folder. See "ZosChangeManInstance" on page 23.
ZosChangeManInstances	Collection of all ChangeMan ZMF folders on the same server. See "ZosChangeManInstances" on page 24.
ZosDataSetFolder	A data set folder. See "ZosDataSetFolder" on page 25.
ZosDataSetFolders	Collection of all data set folders with the same parent folder. See "ZosDataSetFolders" on page 26.
ZosDataSetProfile	A data set profile. See "ZosDataSetProfile" on page 27.
ZosDataSetProfiles	Collection of all data set profiles for a server. See "ZosDataSetProfiles" on page 28.
ZosFileExtensionMapping	A file extension definition. See "ZosFileExtensionMapping" on page 29.
ZosFileExtensionMappings	Collection of all file extension definitions for a server. See "ZosFileExtensionMappings" on page 30.
ZosFileFormatMapping	A file format mapping. See "ZosFileFormatMapping" on page 31.
ZosFileFormatMappings	Collection of file format mappings for a server or ChangeMan instance. See "ZosFileFormatMappings" on page 32.
ZosJobFolder	A job folder. See "ZosJobFolder" on page 33.
ZosJobFolders	Collection of all job folders with the same parent folder. See "ZosJobFolders" on page 34.
ZosLibypeMapping	A library type definition. See "ZosLibypeMapping" on page 35.
ZosLibypeMappings	Collection of all library type definitions for a server. See "ZosLibypeMappings" on page 36.
ZosNameFilters	Collection of all filters for a folder. See "ZosNameFilters" on page 37.
ZosNetwork	Entire Serena™ Network. See "ZosNetwork" on page 38.
ZosPrefixMapping	A data set name prefix definition. See "ZosPrefixMapping" on page 41.
ZosPrefixMappings	Collection of all data set name prefix definitions for a folder. See "ZosPrefixMappings" on page 42.

Object	Description
ZosServer	A server. See "ZosServer" on page 43 .
ZoServers	Collection of all servers in the network. See "ZoServers" on page 46 .

The ChangeMan ZDD object model is illustrated in the following diagrams. The *ZosNetwork* object is always the starting point. All of the other objects are obtained as properties of another object. The arrows show how each object is obtained from another object





Collections

You can iterate through any of the collection objects in Visual Basic or VBScript using the "For Each...Next" statement, or in JScript using the "Enumerator" object:

Visual Basic or VBScript:

```
Dim objServers
  Dim objServer
  For Each objServer in objServers
    ...
  Next
```

JScript:

```
var objServers;
var objServer;
var objEnum;
objEnum = new Enumerator(objServers);
for (; !objEnum.atEnd(); objEnum.moveNext())
{
  objServer = objEnum.item();
  ...
}
```

ZosChangeManInstance

The ZosChangeManInstance object represents a single ChangeMan ZMF folder. This object can be obtained using the ChangeManInstance property of ZosServer or the Item property of ZosChangeManInstances.

ZosChangeManInstance Properties

ZosChangeManInstance exposes the following properties:

Property	Type	R/W	Description
Name	String	R	Name of the folder.
Path	String	R	Full path name of the folder.
Port	Integer (long)	R/W	I/P port number for ChangeMan ZMF instance
Description	String	R/W	ChangeMan ZMF description
Filters	Object (IZosNameFilters)	R	Collection of all application name filters for folder. Default is all applications.
FileFormats	Object (IZosFileFormatMappings)	R	Collection of file format mappings for ChangeMan ZMF components
IsHidden	Boolean	R / W	Indicates that this ChangeMan is hidden in the File Explorer and the ZDD user interface. This is a user-specific setting.

ZosChangeManInstance Methods

ZosChangeManInstance exposes the following methods:

Function	Returns	Description
SubmitXml (strInputFileName, strOutputFileName, bSuppressMessage)		Submits an XML request to the XML Services processor (for ChangeMan services). The bSuppressMessage parameter is optional. It is used to indicate whether message boxes should be suppressed. It is useful for running scripts in an automated tool where there is nobody present to press the OK button on a message box. To suppress message boxes, specify: bSuppressMessage = true To display message boxes, specify: bSuppressMessage = false If this parameter is not specified, it defaults to false and message boxes will be displayed normally.

ZosChangeManInstances

The ZosChangeManInstances object is a collection of all ChangeMan ZMF folders for a server. This object is obtained using the ChangeManInstances property of the ZosServer object.

ZosChangeManInstances Properties

ZosChangeManInstances exposes the following properties:

Property	Type	R/W	Description
Item (varIndex)	Object (IZosChangeManInstance)	R	Folder with specified name or index.
Count	Integer (long)	R	Number of objects in collection.

ZosChangeManInstances Methods

ZosChangeManInstances exposes the following methods:

Function	Returns	Description
Refresh ()		Refreshes collection.
Add (strName, nPort, strDescription)	Object (IZosChangeManInstance)	Adds a new ChangeMan ZMF instance folder.
Remove (strName)		Deletes a ChangeMan ZMF instance folder.

ZosDataSetFolder

The ZosDataSetFolder object represents a single data set folder. This object can be obtained using the DataSetFolder property of ZosServer or the Item property of ZosDataSetFolders.

ZosDataSetFolder Properties

ZosDataSetFolder exposes the following properties:

Property	Type	R/W	Description
Name	String	R	Name of the folder.
Path	String	R	Full path name of the folder.
Subfolders	Object (IZosDataSetFolders)	R	Collection of all subfolders for this folder.
Filters	Object (IZosNameFilters)	R	Collection of all data set name filters for folder.
MemberFilters	Object (IZosNameFilters)	R	Collection of member name filters for libraries under this folder.
Prefixes	Object (IZosPrefixMappings)	R	Collection of all data set name prefixes for folder.

ZosDataSetFolders

The ZosDataSetFolders object is a collection of all data set folders with the same parent folder. This object is obtained using the Subfolders property of the ZosDataSetFolder object.

ZosDataSetFolders Properties

ZosDataSetFolders exposes the following properties:

Property	Type	R/W	Description
Item (varIndex)	Object (IZosDataSetFolder)	R	Folder with specified name or index.
Count	Integer (long)	R	Number of objects in collection.

ZosDataSetFolders Methods

ZosDataSetFolders exposes the following methods:

Function	Returns	Description
Refresh ()		Refreshes collection.
Add (strFolderName)	Object (IZosDataSetFolder)	Adds a new folder.
Remove (strFolderName)		Deletes a folder.

ZosDataSetProfile

The ZosDataSetProfile object represents a single file extension definition. This object can be obtained using the Item property of ZosDataSetProfiles.

ZosDataSetProfile Properties

ZosDataSetProfile exposes the following properties:

Property	Type	R/W	Description
DataSetName	String	R	Data set name pattern.
DataSetType	String	R	Data set type: "SEQ", "PDS", or "PDSE".
RecordFormat	String	R	Record format.
RecordLength	Integer (short)	R	Record length.
BlockSize	Integer (short)	R	Block size.
DataClass	String	R	SMS data class.
StorageClass	String	R	SMS storage class.
ManagementClass	String	R	SMS management class.
SpaceUnit	String	R	Space unit: "CYL", "TRK", or "BLK".
PrimarySpace	Integer (long)	R	Primary space quantity.
SecondarySpace	Integer (long)	R	Secondary space quantity.
DirectoryBlocks	Integer (long)	R	PDS directory blocks.
UnitName	String	R	Unit name.
Volume	String	R	Volume serial number.
PdseVersion	Integer (short)	R	PDSE version number: 0 (default), 1, 2
MaxGens	Integer (long)	R	Maximum number of PDSE member generations

ZosDataSetProfiles

The ZosDataSetProfiles object is a collection of all data set profiles for a server. This object is obtained using the DataSetProfiles property of the ZosServer object.

ZosDataSetProfiles Properties

ZosDataSetProfiles exposes the following properties:

Property	Type	R/W	Description
Item (varIndex)	Object (IZosDataSetProfile)	R	Data set profile with specified index or data set name pattern.
Count	Integer (long)	R	Number of objects in collection.

ZosDataSetProfiles Methods

ZosDataSetProfiles exposes the following methods:

Function	Returns	Description
Refresh ()		Refreshes collection.
Add (nIndex, strDataSetName, strDataSetType, strRecordFormat, nRecordLength, nBlockSize, strDataClass, strStorageClass, strManagementClass, strSpaceUnit, nPrimarySpace, nSecondarySpace, nDirectoryBlocks, strUnitName, strVolume, nPdseVersion, MaxGens)	Object (IZosDataSetProfile)	Adds a new data set profile. Data set type can be "SEQ", "PDS", or "PDSE". Space unit can be "CYL", "TRK", or "BLK". Index indicates position for new item. Specify -1 to insert at end.
Remove (varIndex)		Deletes a data set profile, specified by index or data set name pattern.
Move (nIndexTo, nIndexFrom)		Changes the order of data set profiles.

ZosFileExtensionMapping

The ZosFileExtensionMapping object represents a single file extension definition. This object can be obtained using the Item property of ZosFileExtensionMappings.

ZosFileExtensionMapping Properties

ZosFileExtensionMapping exposes the following properties:

Property	Type	R/W	Description
DataSetName	String	R	Data set name pattern.
FileExtension	String	R	File extension.

ZosFileExtensionMappings

The ZosFileExtensionMappings object is a collection of all file extension definitions for a server. This object is obtained using the FileExtensions property of the ZosServer object.

ZosFileExtensionMappings Properties

ZosFileExtensionMappings exposes the following properties:

Property	Type	R/W	Description
Item (varIndex)	Object (IZosFileExtensionMapping)	R	File extension definition with specified index or data set name pattern.
Count	Integer (long)	R	Number of objects in collection.

ZosFileExtensionMappings Methods

ZosFileExtensionMappings exposes the following methods:

Function	Returns	Description
Refresh ()		Refreshes collection.
Add (nIndex, strDataSetName, strFileExtension)	Object (IZosFileExtensionMapping)	Adds a new file extension definition. Index indicates position for new item. Specify -1 to insert at end.
Remove (varIndex)		Deletes a file extension, specified by index or data set name pattern.
Move (nIndexTo, nIndexFrom)		Changes the order of file extension definitions.

ZosFileFormatMapping

The ZosFileFormatMapping object represents a single file format definition. This object can be obtained using the Item property of ZosFileFormatMappings.

ZosFileFormatMapping Properties

ZosFileFormatMapping exposes the following properties:

Property	Type	R/W	Description
Name	String	R	Name pattern.
FileFormat	String	R	File format: "AT" (ASCII Text) "AD" (ASCII Data) "ET" (EBCDIC Text) "ED" (EBCDIC Data) "UT" (UNICODE Text) "VT" (UTF-8 Text) "B" (Binary) "BT" (Binary CRLF)

Examples of using ZosFileFormatMapping:

Visual Basic or VBScript:

```
Dim objFileFormat
Dim strName
Dim strDataType
strName = objFileFormat.DataSetName
strDataType = objFileFormat.DataType
```

JScript:

```
var objFileFormat;
var strName;
var strDataType;
strName = objFileFormat.DataSetName;
strDataType = objFileFormat.DataType;
```

ZosFileFormatMappings

The ZosFileFormatMappings object is a collection of file format definitions for a server or ChangeMan instance. This object is obtained using the DataSetFileFormats property or the UnixFileFormats property of the ZosServer object. For ChangeMan instances, it can be obtained using the FileFormats property of the ZosChangeManInstance object.

ZosFileFormatMappings Properties

ZosFileFormatMappings exposes the following properties:

Property	Type	R/W	Description
Item (varIndex)	Object (IZosFileFormatMapping)	R	File format definition with specified index or name pattern.
Count	Integer (long)	R	Number of objects in collection.

ZosFileFormatMappings Methods

ZosFileFormatMappings exposes the following methods:

Function	Returns	Description
Refresh ()		Refreshes collection.
Add (nIndex, strName, strFileFormat)	Object (IZosFileFormatMapping)	Adds a new file format definition. File format can be: "AT" (ASCII Text) "AD" (ASCII Data) "ET" (EBCDIC Text) "ED" (EBCDIC Data) "UT" (UNICODE Text) "VT" (UTF-8 Text) "B" (Binary) "BT" (Binary CRLF) Index indicates position for new item. Specify -1 to insert at end.
Remove (varIndex)		Deletes a file format, specified by index or name pattern.
Move (nIndexTo, nIndexFrom)		Changes the order of file format definitions.

Examples of using ZosFileFormatMappings:

Visual Basic or VBScript:

```
Dim objFileFormats
objFileFormats.Add -1, "**.BINARY", "B"
objFileFormats.Remove "**.TRASH"
objFileFormats.Move 4,2
```

JScript:

```
var objFileFormats;
objFileFormats.Add(-1, "**.BINARY", "B");
objFileFormats.Remove("**.TRASH");
objFileFormats.Move(4,2);
```

ZosJobFolder

The ZosJobFolder object represents a single job folder. This object can be obtained using the JobFolder property of ZosServer or the Item property of ZosJobFolders.

ZosJobFolder Properties

ZosJobFolder exposes the following properties:

Property	Type	R/W	Description
Name	String	R	Name of the folder.
Path	String	R	Full path name of the folder.
Subfolders	Object (IZosJobFolders)	R	Collection of all subfolders for this folder.
QueryType	String	R/W	Type of job query. Can be "QN" (name), "QP" (prefix), "AP" (active prefix), "AU" (active userid), or "A" (all active).
QueryArgument	String	R/W	Query search argument is job name, prefix, or userid. Default argument is logged-on userid.

ZosJobFolders

The ZosJobFolders object is a collection of all job folders with the same parent folder. This object is obtained using the Subfolders property of the ZosJobFolder object.

ZosJobFolders Properties

ZosJobFolders exposes the following properties:

Property	Type	R/W	Description
Item (varIndex)	Object (IZosJobFolder)	R	Folder with specified name or index.
Count	Integer (long)	R	Number of objects in collection.

ZosJobFolders Methods

ZosJobFolders exposes the following methods:

Function	Returns	Description
Refresh ()		Refreshes collection.
Add (strFolderName, strQueryType, strQueryArg)	Object (IZosJobFolder)	Adds a new folder. Query type can be "QN" (name), "QP" (prefix), "AP" (active prefix), "AU" (active userid), or "A" (all active). Search argument is job name, prefix, or userid. Default argument is logged-on userid.
Remove (strFolderName)		Deletes a folder.

ZosLibypeMapping

The ZosLibypeMapping object represents a single library type definition. This object can be obtained using the Item property of ZosLibypeMappings.

ZosLibypeMapping Properties

ZosLibypeMapping exposes the following properties:

Property	Type	R/W	Description
DataSetName	String	R	Data set name pattern.
LibType	String	R	Library type: "S" (Standard), "L" (Librarian), or "P" (Panvalet).

Examples of using ZosLibypeMapping.

Visual Basic or VBScript:

```
Dim objLibType
  Dim strDataSetName
  Dim strLibType
  strDataSetName = objLibType.DataSetName
  strLibType = objLibType.LibType
```

JScript:

```
var objLibType;
  var strDataSetName;
  var strLibType;
  strDataSetName = objLibType.DataSetName;
  strLibType = objLibType.LibType;
```

ZosLibypeMappings

The ZosLibypeMappings object is a collection of all library type definitions for a server. This object is obtained using the LibTypes property of the ZosServer object. Library types only need to be defined if you are using Librarian or Panvalet libraries.

ZosLibypeMappings Properties

ZosLibypeMappings exposes the following properties:

Property	Type	R/W	Description
Item (varIndex)	Object (IZosLibypeMapping)	R	Library type definition with specified index or data set name pattern.
Count	Integer (long)	R	Number of objects in collection.

ZosLibypeMappings Methods

ZosLibypeMappings exposes the following methods:

Function	Returns	Description
Refresh ()		Refreshes collection.
Add (nIndex, strDataSetName, strDataType)	Object (IZosLibypeMapping)	Adds a new library type definition. Library type can be "S" (Standard), "L" (Librarian), or "P" (Panvalet). Index indicates position for new item. Specify -1 to insert at end.
Remove (varIndex)		Deletes a library type, specified by index or data set name pattern.
Move (nIndexTo, nIndexFrom)		Changes the order of library type definitions.

Examples of using ZosLibypeMappings:

Visual Basic or VBScript:

```
Dim objLibTypes
  objLibTypes.Add -1, "**.PANVALET", "P"
  ObjLibTypes.Remove "**.LIBRARY"
  ObjLibTypes.Move 4,2
```

JScript:

```
var objLibTypes;
  objLibTypes.Add(-1, "**.PANVALET", "P");
  ObjLibTypes.Remove("**.LIBRARY");
  ObjLibTypes.Move(4,2);
```

ZosNameFilters

The ZosNameFilters object is a collection of all name filters for a folder. This object is obtained using the Filters property of the ZosDataSetFolder object or the Filters property of the ZosChangeManInstance object.

ZosNameFilters Properties

ZosNameFilters exposes the following properties:

Property	Type	R/W	Description
Item (varIndex)	String	R	Filter with specified index or data set name pattern.
Count	Integer (long)	R	Number of objects in collection.

ZosNameFilters Methods

ZosNameFilters exposes the following methods:

Function	Returns	Description
Refresh ()		Refreshes collection.
Add (strDataSetName)		Adds a new file extension definition.
Remove (varIndex)		Deletes a filter, specified by index or data set name pattern.

ZosNetwork

The ZosNetwork object represents the overall ZDD Network. ZosNetwork is always the starting point for ChangeMan ZDD Automation. It is created as follows:

Visual Basic or VBScript:

```
Dim objNetwork
    Set objNetwork = CreateObject("ZosCom.ZosNetwork")
```

JScript:

```
var objNetwork;
    objNetwork = new ActiveXObject("ZosCom.ZosNetwork");
```

The COM program ID used to access ChangeMan ZDD has changed to **ZosCom.ZosNetwork**. For backward compatibility, the old program ID of **ZosShell.Network** will still work. However, **ZosShell.ZosNetwork** has been deprecated, and you should begin using **ZosCom.ZosNetwork** instead.

ZosNetwork Properties

ZosNetwork exposes the following properties:

Property	Type	R/W	Description
Servers	Object (IZosServers)	R	Collection of all servers.
Server (strName)	Object (IZosServer)	R	Server with specified name.
CacheFolder	String	R/W	Name of folder used to store cached files.
CacheDays	Integer (long)	R/W	Number of days to keep cached files.
SystemSettingsFolder	String	R/W	The system settings folder allows you to share system settings, server configuration, and security controls, between machines. This folder is optional. You can export the system settings from one machine into a shared folder. The system settings are automatically imported from this folder each time the system is booted.

UserSettingsFolder	String	R/W	The user settings folder is used to save user configuration such as folders and filters. You can share settings between machines by using a shared folder. This is a system-wide setting, but the path name can include environment variables, such as %USERNAME% to make the folder user-specific.
NotifyPort	Integer (long)	R/W	TCP/IP port number used to receive notification messages from the server. This port number should be unblocked on your local machine in the Windows firewall or other firewall software.
NotifyDelay	Integer (long)	R/W	Time delay, in seconds, before a message box is displayed. The time delay allows messages to accumulate so that several messages can be displayed in a single message box.
NotifyMessageBox	Boolean	R/W	Display message box for notify messages.
AsciiCodePage	Integer (long)	R/W	Windows code page number.
TimeOut	Integer (long)	R/W	Network timeout interval, in minutes. Network operations are aborted if no response is received after this period of time. Must be in the range 3 - 30 minutes.
KeepAlive	Integer (long)	R/W	TCP/IP keep alive time interval, in minutes. TCP/IP keep alive packets are sent after this many minutes of inactivity to detect lost connections.

ZosNetwork Methods

ZosNetwork exposes the following methods:

Function	Returns	Description
ExportUserSettings(strFolder)		Exports user settings to a file in the specified folder. User settings are those settings that are user-specific, such as "DataSets", "Jobs", or "Unix" folder definitions, as well as filters, such as "Applications", "Packages", or "Releases" filters.
ImportUserSettings(strFolder)		Imports user settings from a file in the specified folder. User settings are those settings that are user-specific, such as "DataSets", "Jobs", or "Unix" folder definitions, as well as filters, such as "Applications", "Packages", or "Releases" filters.

Examples of getting or setting network properties:

Visual Basic or VBScript:

```
Dim objNetwork
Dim objServers
Dim objServer
Set objServers = objNetwork.Servers
Set objServer = objNetwork.Server("SYSA")
objNetwork.CacheFolder = "C:\Temp"
objNetwork.CacheDays = 3
objNetwork.NotifyPort = 4000
objNetwork.NotifyDelay = 60
objNetwork.NotifyMessageBox = True
objNetwork.AsciiCodePage = 1252
```

JScript:

```
var objNetwork;
var objServers;
var objServer;
objServers = objNetwork.Servers;
objServer = objNetwork.Server("SYSA")
objNetwork.CacheFolder = "C:\\Temp";
objNetwork.CacheDays = 3;
objNetwork.NotifyPort = 4000;
objNetwork.NotifyDelay = 60;
objNetwork.NotifyMessageBox = true;
objNetwork.AsciiCodePage = 1252
```

ZosPrefixMapping

The ZosPrefixMapping object represents a single prefix definition. This object can be obtained using the Item property of ZosPrefixMappings.

ZosPrefixMapping Properties

ZosPrefixMapping exposes the following properties:

Property	Type	R/W	Description
DataSetName	String	R	Data set name pattern.
Prefix	String	R	Data set name prefix.

ZosPrefixMappings

The ZosPrefixMappings object is a collection of all data set name prefix definitions for a folder. This object is obtained using the Prefixes property of the ZosDataSetFolder object.

ZosPrefixMappings Properties

ZosPrefixMappings exposes the following properties:

Property	Type	R/W	Description
Item (varIndex)	Object (IZosPrefixMapping)	R	Prefix definition with specified index or data set name pattern.
Count	Integer (long)	R	Number of objects in collection.

ZosPrefixMappings Methods

ZosPrefixMappings exposes the following methods:

Function	Returns	Description
Refresh ()		Refreshes collection.
Add (nIndex, strDataSetName, strFileExtension)	Object (IZosPrefixMapping)	Adds a new prefix definition. Index indicates position for new item. Specify -1 to insert at end.
Remove (varIndex)		Deletes a prefix definition, specified by index or data set name pattern.
Move (nIndexTo, nIndexFrom)		Changes the order of prefix definitions.

ZosServer

The ZosServer object represents a single server. This object can be obtained using the Server property of ZosNetwork or the Item property of ZosServers.

ZosServer Properties

ZosServer exposes the following properties:

Property	Type	R/W	Description
Name	String	R	Name of the server.
Description	String	R/W	Server description (volume label).
Address	String	R/W	I/P address or DNS name.
Port	Integer (long)	R/W	XCH port number of server.
Secure	Boolean	R/W	Enables TLS security for all ports on this server, including ChangeMan ports.
PasswordPhrase	Boolean	R/W	Indicates whether password phrases (long passwords) are allowed.
DisablePort	Boolean	R/W	Disables XCH port. If the port is disabled, the "DataSets", "Jobs", and "Unix" folders are hidden and unavailable.
MaxSessions	Integer (short)	R/W	Maximum number of concurrent sessions.
User	String	R	User ID of currently logged on user.
DataSetFolder (strPath)	Object (IZosDataSetFolder)	R	Data set folder with specified path name (relative to "DataSets" share name).
JobFolder (strPath)	Object (IZosJobFolder)	R	Job folder with specified path name (relative to "Jobs" share name).
ChangeManInstance (strName)	Object (IZosChangeManInstance)	R	ChangeMan ZMF folder with specified name.
EbcdicCodePage	Integer (long)	R/W	Server code page number.
ChangeManInstances	Object (IZosChangeManInstances)	R	Collection of all ChangeMan ZMF folders for server.
LibTypes	Object (IZosLibypeMappings)	R	Collection of all library types for server.
FileExtensions	Object (IZosFileExtensionMappings)	R	Collection of file extensions for server.
DataSetFileFormats	Object (IZosFileFormatMappings)	R	Collection of file format mappings for data sets

UnixFileFormats	Object (IZosFileFormatMappings)	R	Collection of file format mappings for Unix files. This property is available on version 7.1+ servers only.
DataSetProfiles	Object (IZosDataSetProfiles)	R	Collection of all data set profiles for server.
IsHidden	Boolean	R / W	Indicates that this server is hidden in the File Explorer and the ZDD user interface. This is a user-specific setting.

ZosServer Methods

ZosServer exposes the following methods:

Function	Returns	Description
Logon (strUserId, strPassword, strNewPassword)		Log on to server.
Logoff ()		Log off from server.
NotifyChange (strDataSetName, strMemberName)		Notifies file system driver that a data set or member has been created or deleted by an external process.
SubmitJcl (strFileName, bSuppressMessage, bNotify)		<p>Submit JCL to server.</p> <p>The bSuppressMessage parameter is optional. It is used to indicate whether message boxes should be suppressed. It is useful for running scripts in an automated tool where there is nobody present to press the OK button on a message box.</p> <p>To suppress message boxes, specify: bSuppressMessage = true</p> <p>To display message boxes, specify: bSuppressMessage = false</p> <p>If this parameter is not specified, it defaults to false and message boxes will be displayed normally.</p> <p>The bNotify parameter is optional. If bNotify is set to true, a notify job step will be added to the submitted job. The notify step will send you a message listing the return code for the job.</p>

Examples of using ZosServer:

Visual Basic or VBScript:

```
Dim objServer
Dim strUser
strUser = objServer.User
objServer.Address = "199.90.90.9"
objServer.Logon "USR001", "password"
objserver.NotifyChange "USR001.NEW.DATA", "MEMBER1"
objServer.SubmitJcl "C:\JCL\Print.jcl"
```

JScript:

```
var objServer;
var strUser;
strUser = objServer.User
objServer.Address = "199.90.90.9";
objServer.Logon("USR001", "password");
objserver.NotifyChange("USR001.NEW.DATA", "MEMBER1");
objServer.SubmitJcl("C:\JCL\Print.jcl");
```

ZoServers

The ZoServers object is a collection of all servers in the ZDD Network. This object is obtained using the Servers property of the ZosNetwork object.

ZoServers Properties

ZoServers exposes the following properties:

Property	Type	R/W	Description
Item (varIndex)	Object (IZosServer)	R	Server with specified name or index.
Count	Integer (long)	R	Number of objects in collection.

ZoServers Methods

ZoServers exposes the following methods:

Function	Returns	Description
Refresh ()		Refreshes collection.
Add (strName, strAddress, nPort, strDescription, nMaxSessions, bPasswordPhrase, bSecure)	Object (IZosServer)	Adds a new server. If you specify port number 0, the port will be disabled. The "DataSets", "Jobs", and "Unix" folders are not available if the port is disabled. If you specify bSecure, TLS security will be enabled for all ports, including ChangeMan ports
Remove (strName)		Deletes a server.

Examples of using ZosServers:

Visual Basic or VBScript:

```
Dim objServers
Dim objServer
Dim nCount
nCount = objServers.Count
Set objServer = objServers.Item("SYSA")
objServers.Add "Server1", "199.90.90.9", 5000,
"Description1"
objServers.Remove "Server1"
```

JScript:

```
var objServers;
var objServer;
var nCount;
nCount = objServers.nCount;
objServer = objServers.Item("SYSA")
objServers.Add("Server1", "199.90.90.9", 5000,
"Description1");
objServers.Remove("Server1");
```


Chapter 3

Examples

Overview

Several sample scripts are included with ChangeMan ZDD that illustrate how to use the Automation interface to perform some common ChangeMan ZDD operations. They are in the *Samples* folder, under the folder where ChangeMan ZDD is installed on your PC; they are in both VBScript and JScript.

The following scripts are described in this chapter.

Script Description	Page
Logging on to a Server	50
Submitting JCL to a Server	52
Configuring ChangeMan ZDD for a New User	55

This chapter also contains an example of how to use the Windows Task Scheduler to schedule your programs and scripts to run at specified times. See "[Using Windows Task Scheduler](#)" on page 65.

Logging on to a Server

You can use the **Logon** method (function) from your program or script to log on to a z/OS server. An example of when you would use **Logon** is when your program or script is accessing a data set on a z/OS server.

The following scripts illustrate how to log on to a z/OS server.

In VBScript

```

'*****
' File Name: Logon.vbs
'
' Description: Log on to server.  If userid and password not specified,
'             user will be prompted.
'
' Usage: Logon.vbs <server> [<userid>] [<password>] [<newpassword>]
'*****

Dim strServerName
Dim strUserId
Dim strPassword
Dim strNewPassword

Dim objNetwork
Dim objServer

'-----
' Get command line arguments
'-----

If WScript.Arguments.Count < 1 Then
    WScript.Echo "Usage: Logon.vbs <server> [<userid>] [<password>] _
                [<newpassword>]"
    WScript.Quit(1)
End If

strServerName = WScript.Arguments(0)

If WScript.Arguments.Count > 1 Then
    strUserId = WScript.Arguments(1)
Else
    strUserId = ""
End If

If WScript.Arguments.Count > 2 Then
    strPassword = WScript.Arguments(2)
Else
    strPassword = ""
End If

If WScript.Arguments.Count > 3 Then
    strNewPassword = WScript.Arguments(3)

```

```

Else
    strNewPassword = ""
End If

'-----
' Log on to server
'-----

Set objNetwork = CreateObject("ZosCom.ZosNetwork")
Set objServer = objNetwork.Server(strServerName)

objServer.Logon strUserId, strPassword, strNewPassword

WScript.Echo "Logon: Server=" & strServerName, "UserId=" & strUserId

```

In JScript

```

/*****
* File Name: Logon.js
*
* Description: Log on to server. If userid and password not specified,
*             user will be prompted.
*
* Usage: Logon.js <server> [<userid>] [<password>] [<newpassword>]
*****/

var strServerName;
var strUserId;
var strPassword;
var strNewPassword;

var objNetwork;
var objServer;

////////////////////////////////////
// Get command line arguments
////////////////////////////////////

if (WScript.Arguments.Count() < 1)
{
    WScript.Echo("Usage: Logon.js <server> [<userid>] [<password>] _
                [<newpassword>]");
    WScript.Quit(1);
}

strServerName = WScript.Arguments(0);

if (WScript.Arguments.Count() > 1)
{
    strUserId = WScript.Arguments(1);
}
else
{
    strUserId = "";
}

```

```
    }

    if (WScript.Arguments.Count() > 2)
    {
        strPassword = WScript.Arguments(2);
    }
    else
    {
        strPassword = "";
    }

    if (WScript.Arguments.Count() > 3)
    {
        strNewPassword = WScript.Arguments(3);
    }
    else
    {
        strNewPassword = "";
    }

    ////////////////////////////////////
    // Log on to server
    ////////////////////////////////////

    objNetwork = new ActiveXObject("ZosCom.ZosNetwork");
    objServer = objNetwork.Server(strServerName);

    objServer.Logon(strUserId, strPassword, strNewPassword);

    WScript.Echo("Logon: Server=" + strServerName, "UserId=" + strUserId);
```

Submitting JCL to a Server

You can use the **SubmitJCL** method (function) from your program or script to submit JCL to a z/OS server. A situation where you might use **SubmitJCL** is when a program or script, that runs from Windows Task Scheduler, needs to submit a nightly batch job to a z/OS server.

The following scripts illustrate how to submit JCL to a z/OS server.

In VBScript

```
'*****  
' File Name:   SubmitJcl.vbs  
' Description: Submit a JCL file to a server.  
' Usage:      SubmitJcl.vbs <server> <file.name>  
'*****  
  
Dim strServerName  
Dim strFileName  
  
Dim objNetwork  
Dim objServer  
  
Dim bSuppressMessage  
  
'-----  
' Get command line arguments  
'-----  
  
If WScript.Arguments.Count < 2 Then  
    WScript.Echo "Usage: SubmitJcl.vbs <server> <file.name>"  
    WScript.Quit(1)
```

```
End If

strServerName = WScript.Arguments(0)
strFileName = WScript.Arguments(1)

'-----
' Submit JCL
'-----

Set objNetwork = CreateObject("ZosCom.ZosNetwork")
Set objServer = objNetwork.Server(strServerName)

bSuppressMessage = False

objServer.SubmitJcl strFileName, bSuppressMessage

WScript.Echo "Jcl submitted: Server=" & strServerName, _
            "FileName=" & strFileName
```

In JScript

```
/*
 * File Name: SubmitJcl.js
 * Description: Submit a JCL file to a server.
 * Usage: SubmitJcl.js <server> <file.name>
 */

var strServerName;
var strFileName;

var objNetwork;
var objServer;

var bSuppressMessage;

////////////////////
// Get command line arguments
////////////////////

if (WScript.Arguments.Count() < 2)
{
    WScript.Echo("Usage: SubmitJcl.js <server> <file.name>");
    WScript.Quit(1);
}
```

```
}
strServerName = WScript.Arguments(0);
strFileName = WScript.Arguments(1);

//////////
// Submit JCL
//////////

objNetwork = new ActiveXObject("ZosCom.ZosNetwork");
objServer = objNetwork.Server(strServerName);

bSuppressMessage = false;

objServer.SubmitJcl(strFileName bSuppressMessage);

WScript.Echo("Jcl submitted: Server=" + strServerName,
            "FileName=" + strFileName);
```

Configuring ChangeMan ZDD for a New User

To simplify the setup of ChangeMan ZDD for multiple desktops, you can write a script to automate many of the configuration tasks. Then, a new user can configure ChangeMan ZDD for their own desktop simply by executing the script.

The following scripts illustrate how the configuration tasks can be performed.

In VBScript

```

'*****
' File Name:   NewConfig.vbs
'
' Description: Sample for creating a new configuration.
'
' Usage:      NewConfig.vbs <userid>
'
' Copyright ©2003-2011, Serena Software. Licensed material. All rights
' reserved.
'*****

Dim userID

Dim network
Dim servers
Dim server
Dim fileFormats
Dim libTypes
Dim fileExtensions
Dim dsProfiles
Dim folders
Dim folder
Dim subfolders
Dim subfolder
Dim filters
Dim members
Dim prefixes

'-----
' Get command line arguments
'-----

If WScript.Arguments.Count < 1 Then
    WScript.Echo "Usage: NewConfig.vbs <userid>"
    WScript.Quit(1)
End If

userID = WScript.Arguments(0)

'-----
' Update network properties
'-----

Set network = CreateObject("ZosCom.ZosNetwork")

network.CacheFolder = "C:\Temp"
network.CacheDays = 3
network.NotifyPort = 8000
network.NotifyMessageBox = True

'-----
' Add the new servers

```



```

'-----
Set servers = network.Servers

servers.Add "Server1", "172.20.20.1", 5000, 1140, "Description1"
servers.Add "Server2", "172.20.20.2", 5000, 1140, "Description2"
servers.Add "Server3", "172.20.20.3", 5000, 1140, "Description3"

'-----
' Update the properties for each server
'-----

For Each server In servers

'-----
' Add the data type entries
'-----

Set fileFormats = server.DataSetFileFormats

fileFormats.Add -1, "**.ASCII.TEXT", "AT"
fileFormats.Add -1, "**.ASCII.DATA", "AD"
fileFormats.Add -1, "**.UNICODE.TEXT", "UT"
fileFormats.Add -1, "**.EBCDIC.TEXT", "ET"
fileFormats.Add -1, "**.EBCDIC.DATA", "ED"
fileFormats.Add -1, "**.BINARY", "BT"

'-----
' Add the Unix file format entries
' This is supported on version 7.1+ servers only.
' The lines below should be removed for back level servers.
'-----

Set fileFormats = server.UnixFileFormats

fileFormats.Add -1, "*.TEXT", "AT"
fileFormats.Add -1, "*.UTEXT", "UT"
fileFormats.Add -1, "*.BIN", "B"

'-----
' Add the library type entries
'-----

Set libTypes = server.LibTypes

libTypes.Add -1, "**.LIBRARY", "L"
libTypes.Add -1, "**.PANVALET", "P"

'-----
' Add the file extension entries
'-----

Set fileExtensions = server.FileExtensions

fileExtensions.Add -1, "**.CNTL", "jcl"
fileExtensions.Add -1, "**.COBOL", "cbl"

```

```

fileExtensions.Add -1, "**.LIST", "txt"
fileExtensions.Add -1, "**.WORD", "doc"
fileExtensions.Add -1, "**.EXCEL", "xls"

'-----
' Add the profiles for new data sets
'-----

Set dsProfiles = server.DataSetProfiles

dsProfiles.Add -1, "**.DATA", "SEQ", "FB", 80, 0, "DATACLS1",
"STORCLS1", "MGMTCLS1", "TRK", 2, 1, 5, "SYSDA", "VOL001"
dsProfiles.Add -1, "**.TEMP", "SEQ", "FB", 80, 0, "DATACLS2",
"STORCLS2", "MGMTCLS2", "CYL", 2, 1, 5, "SYSDA", "VOL002"
dsProfiles.Add -1, "**.LIST", "SEQ", "VB", 80, 0, "",
"", "BLK", 500, 50, 5, "SYSDA", ""

'-----
' Add data set folders
'-----

Set folder = server.DataSetFolder
Set subfolders = folder.Subfolders

'-----
' "My DataSets" folder for all user's data sets
'-----

Set subfolder = subfolders.Add("My DataSets")

Set filters = subfolder.Filters
Set prefixes = subfolder.Prefixes

filters.Add userID & "**"

prefixes.Add -1, "**", userID

'-----
' "My Source" folder for user's source libraries
'-----

Set subfolder = subfolders.Add("My Source")

Set filters = subfolder.Filters
Set members = subfolder.MemberFilters
Set prefixes = subfolder.Prefixes

filters.Add userID & "**.COBOL"
filters.Add userID & "**.ASM"

members.Add "ABC*"
members.Add "X*"

prefixes.Add -1, "**", userID

'-----

```

```

' Add job folders
'-----

Set folder = server.JobFolder
Set subfolders = folder.Subfolders

'-----
' "My Jobs" folder for jobs owned by user
'-----

subfolders.Add "My Jobs", "QU", userID

'-----
' "ChangeMan" folder for job names prefixed with "CMN"
'-----

subfolders.Add "ChangeMan", "QN", "CMN*"

'-----
' "Active" folder for all active jobs
'-----

subfolders.Add "Active", "A"

'-----
' Add ChangeMan folders
'-----

Set folders = server.ChangeManInstances

folders.Add "ChangeMan-Prod", 3000, "Production ChangeMan"
folders.Add "ChangeMan-Test", 3001, "Test ChangeMan"

For Each folder In folders

    '-----
    ' Add the ChangeMan file format entries
    '-----

    Set fileFormats = folder.FileFormats

    fileFormats.Add -1, "SRC", "AT"
    fileFormats.Add -1, "DOC", "UT"
    fileFormats.Add -1, "BIN", "BT"

Next

Next

```

In JScript

```
/*
 * File Name:    NewConfig.js
 *
 * Description:  Sample for creating a new configuration.
 *
 * Usage:        NewConfig.js <userid>
 *
 * Copyright ©2003-2011, Serena Software. Licensed material. All rights
 * reserved.
 */

var userID;

var network;
var servers;
var server;
var fileFormats;
var libTypes;
var fileExtensions;
var dsProfiles;
var folders;
var folder;
var subfolders;
var subfolder;
var filters;
var members;
var prefixes;

var enumerator;

//////////
// Get command line arguments
//////////

if (WScript.Arguments.Count() < 1)
{
    WScript.Echo("Usage: NewConfig.js <userid>");
    WScript.Quit(1);
}

userID = WScript.Arguments(0);

//////////
// Update network properties
//////////

network = new ActiveXObject("ZosCom.ZosNetwork");

network.CacheFolder = "C:\\\\Temp";
network.CacheDays   = 3;
network.NotifyPort  = 8000;
network.NotifyMessageBox = true;
```

```

////////////////////////////////////
// Add the new servers
////////////////////////////////////

servers = network.Servers;

servers.Add("Server1", "172.20.20.1", 5000, 1140, "Description1");
servers.Add("Server2", "172.20.20.2", 5000, 1140, "Description2");
servers.Add("Server3", "172.20.20.3", 5000, 1140, "Description3");

////////////////////////////////////
// Update the properties for each server
////////////////////////////////////

serverEnum = new Enumerator(servers);

for (; !serverEnum.atEnd(); serverEnum.moveNext())
{
    server = serverEnum.item();

    //////////////////////////////////////
    // Add the data set file format entries
    //////////////////////////////////////

    fileFormats = server.DataSetFileFormats;

    fileFormats.Add(-1, "**.ASCII.TEXT", "AT");
    fileFormats.Add(-1, "**.ASCII.DATA", "AD");
    fileFormats.Add(-1, "**.UNICODE.TEXT", "UT");
    fileFormats.Add(-1, "**.EBCDIC.TEXT", "ET");
    fileFormats.Add(-1, "**.EBCDIC.DATA", "ED");
    fileFormats.Add(-1, "**.BINARY", "BT");

    //////////////////////////////////////
    // Add the Unix file format entries
    // This is supported on version 7.1+ servers only.
    // The lines below should be removed for back level servers.
    //////////////////////////////////////

    fileFormats = server.UnixFileFormats;

    fileFormats.Add(-1, "*.TEXT", "AT");
    fileFormats.Add(-1, "*.UTEXT", "UT");
    fileFormats.Add(-1, "*.BIN", "B" );

    //////////////////////////////////////
    // Add the library type entries
    //////////////////////////////////////

    libTypes = server.LibTypes;

    libTypes.Add(-1, "**.LIBRARY", "L");
    libTypes.Add(-1, "**.PANVALET", "P");

    //////////////////////////////////////
    // Add the file extension entries

```

```
////////////////////////////////////

fileExtensions = server.FileExtensions;

fileExtensions.Add(-1, "**.CNTL", "jcl");
fileExtensions.Add(-1, "**.COBOL", "cbl");
fileExtensions.Add(-1, "**.LIST", "txt");
fileExtensions.Add(-1, "**.WORD", "doc");
fileExtensions.Add(-1, "**.EXCEL", "xls");

////////////////////////////////////
// Add the profiles for new data sets
////////////////////////////////////

dsProfiles = server.DataSetProfiles;

dsProfiles.Add(-1, "**.DATA", "SEQ", "FB", 80, 0, "DATACLS1",
"STORCLS1", "MGMTCLS1", "TRK", 2, 1, 5, "SYSDA", "VOL001");
dsProfiles.Add(-1, "**.TEMP", "SEQ", "FB", 80, 0, "DATACLS2",
"STORCLS2", "MGMTCLS2", "CYL", 2, 1, 5, "SYSDA", "VOL002");
dsProfiles.Add(-1, "**.LIST", "SEQ", "VB", 80, 0, "",
"",
"BLK", 500, 50, 5, "SYSDA", "");

////////////////////////////////////
// Add data set folders
////////////////////////////////////

folder = server.DataSetFolder;
subfolders = folder.Subfolders;

////////////////////////////////////
// "My DataSets" folder for all user's data sets
////////////////////////////////////

subfolder = subfolders.Add("My DataSets");

filters = subfolder.Filters;
prefixes = subfolder.Prefixes;

filters.Add(userID + "**");

prefixes.Add(-1, "**", userID);

////////////////////////////////////
// "My Source" folder for user's source libraries
////////////////////////////////////

subfolder = subfolders.Add("Source");

filters = subfolder.Filters;
members = subfolder.MemberFilters;
prefixes = subfolder.Prefixes;

filters.Add(userID + "**.COBOL");
filters.Add(userID + "**.ASM");
```

```

members.Add("ABC*");
members.Add("X*");

prefixes.Add(-1, "***", userID);

//////////
// Add job folders
//////////

folder = server.JobFolder;
subfolders = folder.Subfolders;

//////////
// "My Jobs" folder for jobs owned by user
//////////

subfolder = subfolders.Add("My Jobs", "QU", userID);

//////////
// "ChangeMan" folder for job names prefixed with "CMN"
//////////

subfolder = subfolders.Add("ChangeMan", "QN", "CMN*");

//////////
// "Active" folder for all active jobs
//////////

subfolder = subfolders.Add("Active", "A");

//////////
// Add ChangeMan folders
//////////

folders = server.ChangeManInstances;

folders.Add("ChangeMan-Prod", 3000, "Production ChangeMan");
folders.Add("ChangeMan-Test", 3001, "Test ChangeMan");

folderEnum = new Enumerator(folders);

for (; !folderEnum.atEnd(); folderEnum.moveNext())
{
    folder = folderEnum.item();

    //////////
    // Add the ChangeMan file format entries
    //////////

    fileFormats = folder.FileFormats;

    fileFormats.Add(-1, "SRC", "AT");
    fileFormats.Add(-1, "DOC", "UT");
    fileFormats.Add(-1, "BIN", "B");
}

```

}

Using Windows Task Scheduler

The Windows Task Scheduler allows you to schedule programs to run at specified times. For example, you can schedule nightly job cycles to run automatically.

The following example shows how to logon to a z/OS server and submit a job. This .bat file contains commands to execute scripts that use the **Logon** and **SubmitJCL** methods. For examples of these scripts, see ["Logging on to a Server" on page 50](#) and ["Submitting JCL to a Server" on page 52](#).

```
Rem This is a batch file that logs on to the z/OS Host.  
Rem After logging on, a JCL member on the Host is submitted.
```

```
C:\MyJobs\WSCRIPT Logon.vbs      HOSTNAME USERID PASSWORD  
C:\MyJobs\WSCRIPT SubmitJCL.vbs M:\USER999.CNTL.JCL\MYJOB
```

```
Say 'Your Job was Submitted'  
Pause
```

You can schedule this .bat file to run automatically using the Windows Task Scheduler. To access the Windows Task Scheduler:

- 1 Choose **Programs>Accessories>System Tools>Scheduled Tasks** from the Windows **Start** Menu. The **Scheduled Tasks** dialog box appears.
- 2 Click **Add Scheduled Task** and a wizard will guide you through the process.

Index

A

Adobe Acrobat 9
AsciiCodePage ZosNetwork property 39
Automation, described 13

B

bSuppressMessage parameter
 example 52
 using with SubmitJcl function 44
 using with SubmitXml function 23

C

CacheDays ZosNetwork property 38
CacheFolder ZosNetwork property 38
ChangeMan ZDD
 connecting to 17
collection objects 22
COM 13
compatibility 15
 system requirements 15
Component Object Model 13
concepts, ChangeMan ZDD 13
connecting to ChangeMan ZDD 17
 examples 38
conventions
 naming 17

D

documents related to ChangeMan ZDD 9

E

examples of using the programming interface 49
 logging on to a z/OS server 50
 new configuration 55
 submitting JCL to a z/OS server 52, 65
 using Windows Task Scheduler 65

H

help, online 10

L

logging on to a z/OS server
 example 50

M

mainframe server requirements 15
message boxes
 suppressing 23, 44
methods 13
model
 object diagram 20
 object table 18

N

naming conventions 17
new configuration
 example 55
NotifyDelay ZosNetwork property 39
NotifyMessageBox ZosNetwork property 39
NotifyPort ZosNetwork property 39

O

object
 collection 22
 methods 13
 properties 13
 ZosDataType 31
 ZosNetwork 38
 ZosPrefix 41
 ZosServers 43
object model
 diagrams 20
 table 18
objects 13
online documentation 9
online help 10

P

PC requirements 15
properties 13

R

README, ChangeMan ZDD 7
related documents, ChangeMan ZDD 9
requirements
 mainframe server 15
 PC 15
 system 15

S

Scheduled Tasks, Windows 65
security 14
Server ZosNetwork property 38
Servers ZosNetwork property 38
SubmitJcl function
 bSuppressMessage parameter 44
submitting JCL to a z/OS server
 example 52, 65
 using Windows Task Scheduler 65
SubmitXml function
 bSuppressMessage parameter 23
suppressing message boxes 23, 44
system requirements 15

T

Task Scheduler
 Windows 65

U

usage examples 49
 logging on to a z/OS server 50
 new configuration 55
 submitting JCL to a z/OS server 52, 65
 using Windows Task Scheduler 65

W

Windows
 using Scheduled Tasks with ChangeMan ZDD 65
Windows Task Scheduler 65

Z

ZosChangeManFolder
 methods 23
 properties 23
ZosChangeManFolders
 methods 24

 properties 24
ZosDataSetFolder
 properties 25
ZosDataSetFolders
 methods 26
 properties 26
ZosDataSetProfile
 properties 27
ZosDataSetProfiles
 methods 28
 properties 28
ZosDataType
 examples 31
 object 31
 properties 31
ZosDataTypes
 examples 33
 methods 32
 properties 32
ZosFileExtension
 properties 29
ZosFileExtensions
 methods 30
 properties 30
ZosFilters
 methods 37
 properties 37
ZosJobFolder
 properties 33
ZosJobFolders
 methods 34
 properties 34
ZosLibType
 examples 35
 properties 35
ZosLibTypes
 examples 37
 methods 36
 properties 36
ZosNetwork
 examples 40
 object 38
 properties 38
ZosNetwork Properties
 AsciiCodePage 39
 CacheDays 38
 CacheFolder 38
 NotifyDelay 39
 NotifyMessageBox 39
 NotifyPort 39
 Server 38
 Servers 38
ZosPrefix
 object 41
 properties 41
ZosPrefixes

- methods 42
- properties 42
- ZosServer
 - examples 45
 - methods 44
 - properties 43
- ZosServers
 - examples 47
 - methods 46
 - object 43
 - properties 46

